

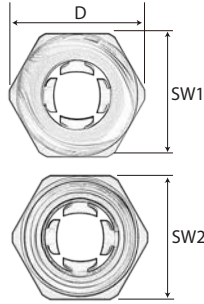
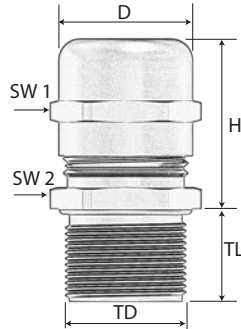

# EMC Grounding Cable Glands

## CG EMC-4 Metric / CG EMC-4 PG / CG EMC-4 NPT

Nickel plated brass EMC cable gland, vibration proof

Metric, PG, & NPT Thread

Optimal grounding of shielded cable, bi-directional cable installation, impact resistant.



### Technical data:

<b>Material:</b>	Brass, Nickel Plated
<b>Contact spring:</b>	Special Copper Alloy
<b>Clamping Insert:</b>	Polyamide 6
<b>Seal:</b>	Chloroprene (CR)
<b>O-Ring:</b>	Neoprene (NBR)
<b>Protection type:</b>	IP 68 - 5 Bar NEMA 4X
<b>Temperature range:</b>	<i>permanent:</i> -20°C to +100°C <i>intermittent:</i> -40°C to +150°C
<b>Flammability:</b>	V2 (according to UL 94)
<b>Approvals:</b>	cURus, cULus, VDE, DNV-GL, CE



Part Number	Thread Type	Clamping Range Ø min-max (CR)		Outer Ø (D) inches	Shield Diameter (Ø min)		Wrenching Flats		Thread Diameter (TD) inches	Thread Length (TL) inches	Max. Height (H) inches	UL
		inches	mm		inches	mm	Cap (SW1) inches	Body (SW2) inches				
<b>Metric</b>												
EM4-12	M12x1.5	0.118 - 0.256	3.0 - 6.5	0.610	0.079	2.0	0.551	0.551	0.472	0.236	1.181	cURus
EM4-16	M16x1.5	0.197 - 0.394	5.0 - 10.0	0.866	0.138	3.5	0.787	0.787	0.630	0.236	1.378	cURus
EM4-20	M20x1.5	0.236 - 0.472	6.0 - 12.0	0.965	0.177	4.5	0.866	0.866	0.787	0.236	1.319	cULus
EM4-20C	M20x1.5	0.295 - 0.551	7.5 - 14.0	1.055	0.217	5.5	0.945	0.945	0.787	0.315	1.634	cULus
EM4-25	M25x1.5	0.394 - 0.709	10.0 - 18.0	1.299	0.276	7.0	1.181	1.181	0.984	0.315	1.752	cULus
EM4-32	M32x1.5	0.630 - 0.984	16.0 - 25.0	1.752	0.472	12	1.575	1.575	1.260	0.354	2.165	cULus
EM4-40	M40x1.5	0.866 - 1.260	22.0 - 32.0	2.185	0.709	18	1.969	1.969	1.575	0.354	2.461	cULus
EM4-50	M50x1.5	1.181 - 1.496	30.0 - 38.0	2.520	1.024	26	2.283	2.283	1.969	0.354	2.913	cULus
EM4-63	M63x1.5	1.339 - 1.732	34.0 - 44.0	2.953	1.181	30	2.520	2.677	2.480	0.551	2.362	cULus
EM4-63C	M63x1.5	1.457 - 2.087	37.0 - 53.0	3.268	1.299	33	2.953	2.953	2.480	0.394	2.953	cULus
<b>PG*</b>												
EP4-7	PG 7	0.118 - 0.256	3.0 - 6.5	0.650	0.079	2.0	0.551	0.591	0.492	0.236	1.181	-
EP4-11	PG 11	0.197 - 0.394	5.0 - 10.0	0.906	0.138	3.5	0.787	0.827	0.732	0.236	1.378	-
EP4-13	PG 13.5	0.236 - 0.472	6.0 - 12.0	0.965	0.177	4.5	0.866	0.866	0.803	0.256	1.319	-
EP4-16	PG 16	0.295 - 0.551	7.5 - 14.0	1.083	0.217	5.5	0.945	0.984	0.886	0.256	1.634	-
EP4-21	PG 21	0.394 - 0.709	10.0 - 18.0	1.398	0.276	7.0	1.181	1.260	1.114	0.276	1.752	-
EP4-29	PG 29	0.630 - 0.984	16.0 - 25.0	1.752	0.472	12	1.575	1.575	1.457	0.354	2.165	-
EP4-36	PG 36	0.866 - 1.26	22.0 - 32.0	2.185	0.709	18	1.969	1.969	1.850	0.354	2.441	-
EP4-42	PG 42	1.181 - 1.496	30.0 - 38.0	2.618	1.024	26	2.283	2.362	2.126	0.472	2.933	-
EP4-48	PG 48	1.339 - 1.732	34.0 - 44.0	2.953	1.181	30	2.520	2.677	2.335	0.551	2.382	-
<b>NPT**</b>												
EN4-1/4	NPT 1/4	0.118 - 0.256	3.0 - 6.5	0.650	0.079	2.0	0.551	0.591	0.540	0.453	1.181	-
EN4-3/8	NPT 3/8	0.197 - 0.394	5.0 - 10.0	0.866	0.138	3.5	0.787	0.787	0.675	0.453	1.378	-
EN4-1/2	NPT 1/2	0.236 - 0.472	6.0 - 12.0	0.965	0.177	4.5	0.866	0.866	0.840	0.591	1.555	cULus
EN4-1/2C	NPT 1/2	0.295 - 0.551	7.5 - 14.0	1.055	0.217	5.5	0.945	0.945	0.840	0.591	1.634	cULus
EN4-1/2C-2	NPT 1/2	0.295 - 0.551	7.5 - 14.0	1.055	0.217	5.5	0.945	0.945	0.840	0.314	1.634	cULus
EN4-3/4	NPT 3/4	0.394 - 0.709	10.0 - 18.0	1.299	0.276	7.0	1.181	1.181	1.050	0.591	1.713	cULus
EN4-1	NPT 1	0.630 - 0.984	16.0 - 25.0	1.752	0.472	12	1.575	1.575	1.315	0.787	2.126	cULus
EN4-1 1/4	NPT 1 1/4	0.866 - 1.260	22.0 - 32.0	2.185	0.709	18	1.969	1.969	1.660	0.787	2.480	cULus
EN4-1 1/2	NPT 1 1/2	1.181 - 1.496	30.0 - 38.0	2.520	1.024	26	2.283	2.283	1.900	0.866	2.874	cULus
EN4-2	NPT 2	1.339 - 1.732	34.0 - 44.0	2.953	1.181	30	2.520	2.677	2.375	0.866	0.866	cULus

<sup>1</sup> PG - DNV-GL & CE only  
<sup>\*</sup> NPT - cULus, DNV-GL & CE only  
<sup>\*</sup> PG & NPT are not NEMA 4X rated

Locknuts need to be purchased separately, see page N/27